



## BMW 116i F20 FMDV28 FITTING INSTRUCTIONS.




Please thoroughly read through and familiarise yourself with these instructions in their entirety prior to beginning any part of the installation process of any component. Please also ensure the vehicle and engine has cooled down sufficiently to avoid risking possible skin burns or other injury.

### TOOLS NEEDED:

10mm socket and ratchet  
T30 Torx driver  
Flat blade screwdriver  
Side cutters

1. Open the bonnet of the vehicle and locate the OEM valve as pictured below.




2. Using a T30 Torx drive remove the three fasteners that hold the OEM valve in position and disconnect the wiring loom.




3. Place the O-rings provided into the Forge Motorsport valve before installing into position on the turbo.



4. Using a 10mm socket and suitable drive remove both covers that cover the brake servo and wiper mechanism.



5. Remove the pipe that locates into the brake servo by carefully prying it out from situ.






6. Push the Forge Motorsport vacuum adaptor into position then reinstall the brake servo pipe into the adaptor and rubber gromet.




7. Connect the vacuum hose provided to the vacuum take off adaptor and run the length of hose to the Forge Motorsport valve as pictured below ensuring it does not foul the wiper mechanism.






8. The below diagram shows how the vacuum and boost lines should be plumbed to the supplied Forge Motorsport solenoid.

### Overview of the vacuum hose routing



9. Connect the OEM wiring loom to the solenoid provided as pictured below and fix the solenoid in position using a cable tie provided.





10. Follow steps 1-5 in reverse order to re assemble your vehicle and your installation is complete.

**Forge Motorsport accept no liability for invalidation of your manufacturer's warranty or failure of any component or part due to incorrect installation of Forge Motorsport products.**

Check and [WWW.FORGEMOTORSPORT.COM](http://WWW.FORGEMOTORSPORT.COM)

For a full range of performance products for your vehicle.

As always, with any questions or concerns about this product or anything else, please feel free to contact your local or preferred Forge Motorsport Dealer/Installer, or you may contact us directly.

Forge Motorsport UK – (+44)1 452 380 999/info@forgemotorsport.co.uk

Forge Motorsport US – (407)-447-5363/[sales@forgemotorsport.com](mailto:sales@forgemotorsport.com)



[www.facebook.com/forgemotorsport](http://www.facebook.com/forgemotorsport)



@forgemotorsport



@forgemotorsport